

RWL3525 Series

LED Area-Site Lighting



Advantages of RWL3525

- Future-proof LED area & site light
- Available in 35 ~ 100 Watt configurations with various optics
- Optional solar powered DC input voltage available for 35 ~ 65 Watt systems
- Ultra-bright industry leading high efficacy up to 150 lm / W
- Proprietary reflector optics enabling glare-free uniform lighting, eliminating the need for costly and fragile plastic lenses
- Advanced thermal technology enables low LED junction temperatures (Tj) for maintenance free long life
- IP68 rated tri-proof (dust, vapor & water-proof) luminaire
- Ultra-wide angle butterfly optics enabling longer pole spacing
- Optional wireless smart control system with daylight sensor enabling greater savings and flexibility
- Titanium rated high efficiency LED driver with smart circuitry
- L70 ≥ 135,000 hours with an exceptional 10-year limited warranty
- Designed and engineered in the USA



Years Warranty



Smart Control



Wet Location



Impact Resistance

Applications

- Parks & Playgrounds
- Shopping Centers
- Campuses
- Walkways
- Construction Sites
- Parking Lots


RWL3525 Series

LED Area-Site Lighting

Optic Options


02 - Type II Roadway Lighting / asymmetric for street and pedestrian walkway applications

M - Medium




S5 - Type V Rectangular / symmetric for street, parking lot and pedestrian walkway applications

M - Medium



F5 - Type V Opaque - Frosted / symmetric for ultra uniform & low glare applications

L - Long



RWL3525 Series

LED Area-Site Lighting - 35Watt

Ordering Information

RWL3525-	Wattage	Voltage *	Optics	Pitch	CCT	Driver & Control **
035 = 35Watt	UV = 100-277VAC	02 = Type II	M = Medium	30 = 3000K	ND = Non-Dimmable	
055 = 55Watt	HV = 200-480VAC	S5 = Type V	L = Long	40 = 4000K	DM = Dimmable	
075 = 75Watt	DV = 127-390VDC	Rectangular		50 = 5000K	DS = Daylight Sensor	
100 = 100Watt	SP = 12-32VDC	F5 = Type V Frosted			SC = Smart Control	

NOTE: Gray is the standard exterior color.

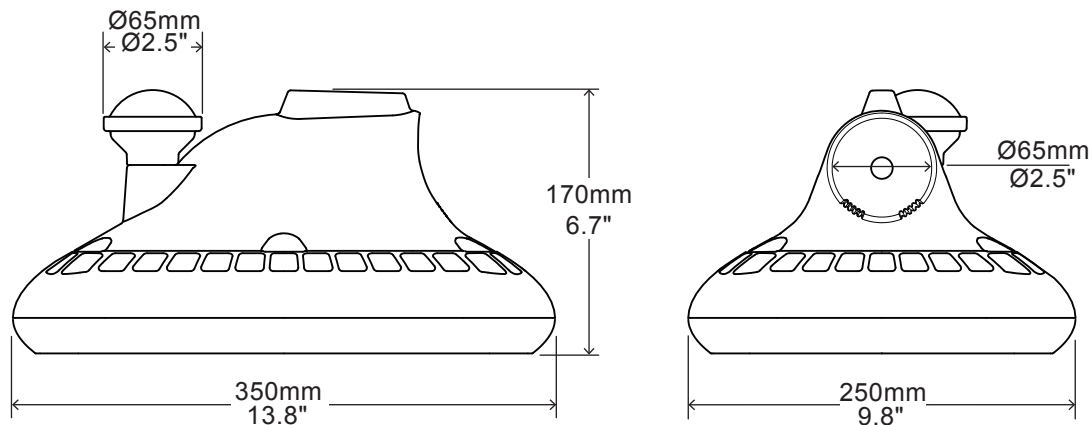
* Input voltage 12-32VDC available only for solar powered models with DC driver ranging from 35 - 65 Watts.

** Smart control & daylight sensor available with ZHAGA standard receptacle module for AC powered models only.

Example

Part Number	Part Description
RWL3525-035UV-S5M-50ND	LED Area Light / 35 Watt / 100-277VAC / Type V Rectangular / Medium Pitch / 5000K Cool White / Non-Dimmable

External Dimensions



Packaging Information

Case Quantity	Dimensions (LxWxH)	Weight
1	38.5 x 28.5 x 21.5 cm 15.2 x 11.2 x 8.5 in	6.2 kg 13.6 lbs



RWL3525 Series

LED Area-Site Lighting - 35Watt

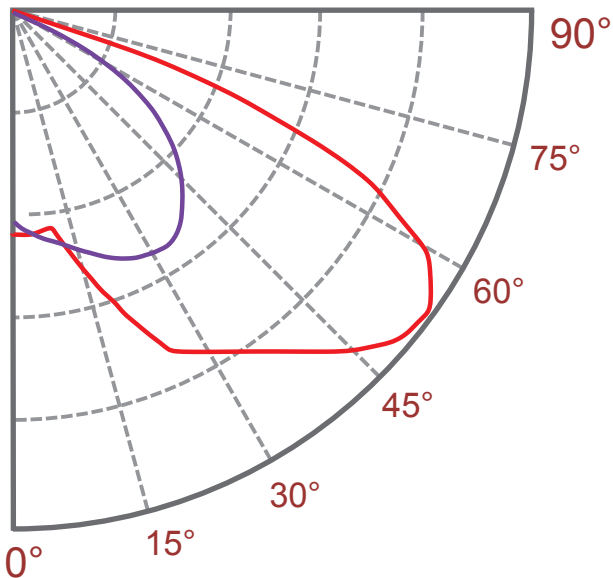
Specification - Type II Medium

Fixture Watts	35 W
Lumens (Total) *	5,215 lm
Efficacy *	149 lm / W
Number of LEDs & Driving Current	48@240mA
T _s - Solder Point Temp *	52°C / 126°F
L70 Rating @ T _a 25°C	> 175K hours
Operational Temperature (T _a)	-40° ~ 50°C / -40° ~ 122°F
Input Voltage	100~277VAC 47~63Hz Optional 200~480VAC / 127~390VDC / Solar 12-32VDC
LED Model	Lumileds / Nichia / Cree
CRI	>75
Lighting Control	Dimmable (0-10V, PWM) / Smart Control / Daylight Sensor
Warranty	10-Year Limited
Storage Temperature / Humidity	-50° ~ 80°C / -58° ~ 176°F / IP68 Rated Fixture
Transient Surge Protection	10kV / 5kA (L-L, L-G) Optional 20kV / 10kA

* Test data @ T_a: 25°C. All lumen values have ±7% tolerance

NOTE: Light intensities measured directly below fixture

Light Distribution Curve



C0/C180 —
 C90/C270 —

Zonal Lumen Summary

Zone (°)	Lumens	% Fixture
0-30	1679	32.2%
0-40	3030	58.1%
0-60	4866	93.3%
0-90	5184	99.4%
0-180	5215	100.0%

RWL3525 Series

LED Area-Site Lighting - 35Watt

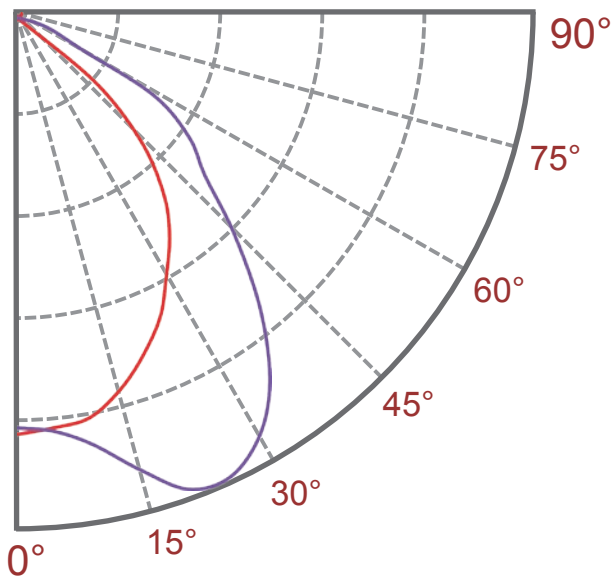
Specification - Type V Rectangular

Fixture Watts	35 W
Lumens (Total) *	5,320 lm
Efficacy *	152 lm / W
Number of LEDs & Driving Current	48@240mA
T _s - Solder Point Temp *	50°C / 122°F
L70 Rating @ T _a 25°C	> 175K hours
Operational Temperature (T _a)	-40° ~ 50°C / -40° ~ 122°F
Input Voltage	100~277VAC 47~63Hz Optional 200~480VAC / 127~390VDC / Solar 12-32VDC
LED Model	Lumileds / Nichia / Cree
CRI	>75
Lighting Control	Dimmable (0-10V, PWM) / Smart Control / Daylight Sensor
Warranty	10-Year Limited
Storage Temperature / Humidity	-50° ~ 80°C / -58° ~ 176°F / IP68 Rated Fixture
Transient Surge Protection	10kV / 5kA (L-L, L-G) Optional 20kV / 10kA

* Test data @ T_a: 25°C. All lumen values have ±7% tolerance

NOTE: Light intensities measured directly below fixture

Light Distribution Curve



C0/C180 —
 C90/C270 —

Zonal Lumen Summary

Zone (°)	Lumens	% Fixture
0-30	2000	37.6%
0-40	3224	60.6%
0-60	5054	95.0%
0-90	5304	99.7%
0-180	5320	100.0%

RWL3525 Series

LED Area-Site Lighting - 35Watt

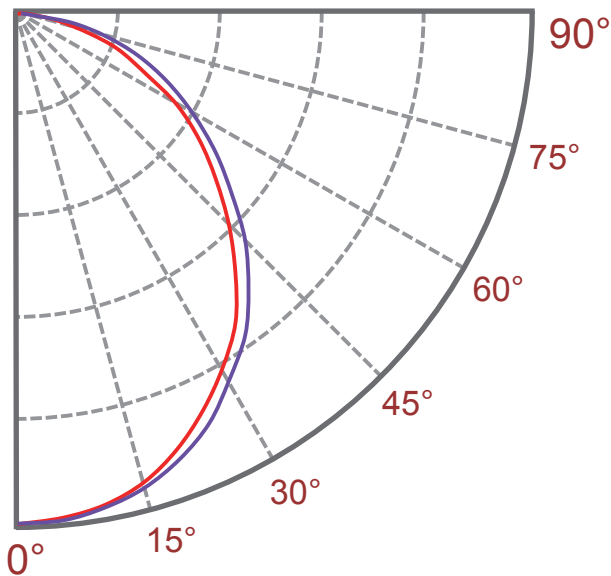
Specification - F5 Type V Frosted

Fixture Watts	35 W
Lumens (Total) *	4,830 lm
Efficacy *	138 lm / W
Number of LEDs & Driving Current	48@240mA
T _s - Solder Point Temp *	51°C / 124°F
L70 Rating @ T _a 25°C	> 175K hours
Operational Temperature (T _a)	-40° ~ 50°C / -40° ~ 122°F
Input Voltage	100~277VAC 47~63Hz Optional 200~480VAC / 127~390VDC / Solar 12-32VDC
LED Model	Lumileds / Nichia / Cree
CRI	>75
Lighting Control	Dimmable (0-10V, PWM) / Smart Control / Daylight Sensor
Warranty	10-Year Limited
Storage Temperature / Humidity	-50° ~ 80°C / -58° ~ 176°F / IP68 Rated Fixture
Transient Surge Protection	10kV / 5kA (L-L, L-G) Optional 20kV / 10kA

* Test data @ T_a: 25°C. All lumen values have ±7% tolerance

NOTE: Light intensities measured directly below fixture

Light Distribution Curve



C0/C180 —
 C90/C270 —

Zonal Lumen Summary

Zone (°)	Lumens	% Fixture
0-30	1565	32.4%
0-40	2502	51.8%
0-60	4038	83.6%
0-90	4801	99.4%
0-180	4830	100.0%